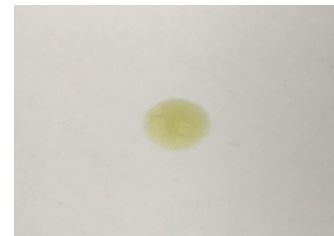


CERTIFICATE OF ANALYSIS No.: 2020-2437

CLIENT

KANNA STAR Sp z.o.o., Żbikowska 13
PL-05800 Pruszkow, Poland



SAMPLE











KSFSDG10201120

Sample condition: SUITABLE
Sample ID: 204865
Sample type: Viscous liquid
Batch No.:

Work order: 2020-103425
Analysis ID: 2020_282
Method ID: PHL_RPC_10C
Method SOP: MET-002

Sample received: 25/11/2020
Start of analysis: 25/11/2020
End of analysis: 26/11/2020
Analyst: Janez Gerdenc

CANNABINOID PROFILE

	Concentration [% w/w]	Expanded uncertainty [% w/w]	Graphic presentation of relative cannabinoid concentration
CBDV - Cannabidivarin	0.185	0.033	
CBDA - Cannabidiolic acid	< LOQ	n/a	
CBGA - Cannabigerolic acid	< LOQ	n/a	
CBG - Cannabigerol	10.28	0.72	
CBD - Cannabidiol	0.261	0.039	
THCV - Tetrahydrocannabivarin	< LOQ	n/a	
CBN - Cannabinol	< LOQ	n/a	
CBC - Cannabichromene	0.054	0.012	
THC - Δ-9-Tetrahydrocannabinol	< LOQ	n/a	
THCA - Δ-9-Tetrahydrocannabinolic acid	< LOQ	n/a	

Units and abbreviations: % w/w = weight percent, < LOQ = below the limit of quantitation (0.03 % w/w), ND = not detected, n/a = not available.


The results given herein apply only to the sample as received. **Expanded Uncertainty** was calculated using coverage factor $k = 2$, corresponding to a double standard uncertainty and characterizes the interval value in which it is possible to expect the real value with a probability of 95%. This is stated according to the ISO/IEC Guide 98-3.

Total or partial reproduction of this document is not allowed without the permit of PharmaHemp d.o.o. The document does not substitute any other legal document.

Date issued:

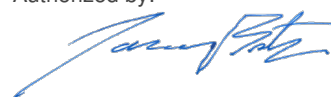
26/11/2020

Approved by:



mag. Marko Dragan
Analytical Laboratory Manager

Authorized by:



dr. Boštjan Jančar
Chief Technology Officer

End of Certificate